

Objektorienterad programmering

Föreläsning 16

© Copyright
Mahmud Al Hakim
mahmud@dynamicos.se
www.webacademy.se

Agenda

- Grafiska användargränssnitt
(*GUI Graphical User Interface*)
 - Klasserna CheckBox och RadioButton
 - Klassen TextBox
 - Textboxar med flera rader
 - Felkontroll med ErrorProvider
 - Dialogrutor

CheckBox och RadioButton

```
private void radioButton3_Click(object sender, EventArgs e)
{
    label1.ForeColor = Color.Yellow;
}
```

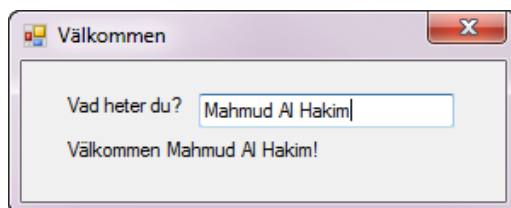


```
private void checkBox1_CheckedChanged(object sender, EventArgs e)
{
    if (((CheckBox)sender).Checked)
        label1.TextAlign = ContentAlignment.MiddleLeft;
    else
        label1.TextAlign = ContentAlignment.MiddleCenter;
}

private void checkBox2_CheckedChanged(object sender, EventArgs e)
{
    if( ((CheckBox)sender).Checked )
        label1.BackColor = Color.Black;
    else
        label1.BackColor = Color.White;
}
```

Copyright 2015 - Mahmud Al Hakim www.webacademy.se

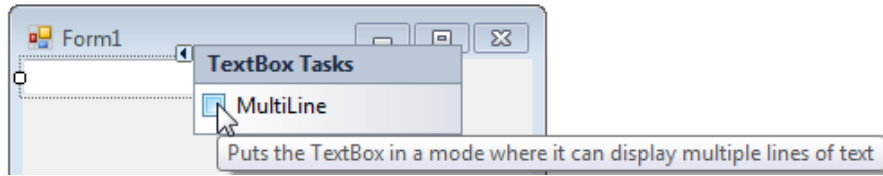
TextBox



```
private void textBox1_KeyPress(object sender, KeyPressEventArgs e)
{
    if (e.KeyChar == (char)Keys.Enter)
    {
        label2.Text = "Välkommen " + textBox1.Text + "!";
        e.Handled = true;
    }
}
```

Copyright 2015 - Mahmud Al Hakim www.webacademy.se

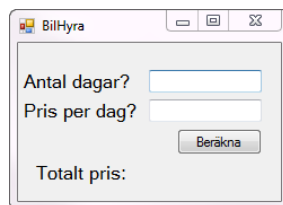
Textboxar med flera rader



ScrollBars	Vertical
ShortcutsEnabled	None
Size	Horizontal
TabIndex	Vertical
TabStop	Both

Copyright 2015 - Mahmud Al Hakim www.webacademy.se

BilHyra – Version 1

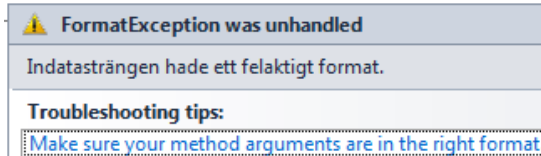


```
private void button1_Click(object sender, EventArgs e)
{
    int antalDagar = int.Parse(textBox1.Text);
    double dagsPris = double.Parse(textBox2.Text);
    double totPris = antalDagar * dagsPris;
    label3.Text = string.Format("Totalt pris: {0:f2}kr", totPris);
}
```

Copyright 2015 - Mahmud Al Hakim www.webacademy.se

BilHyra – Version 2

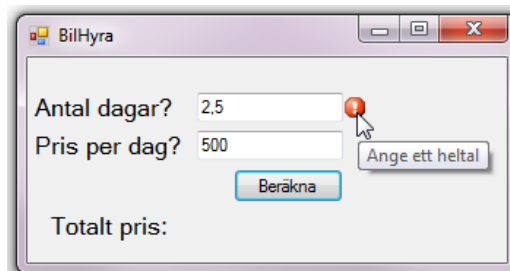
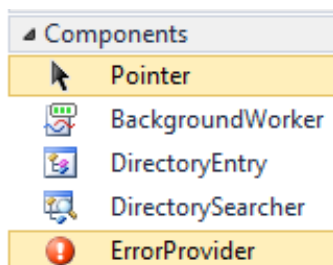
- Vad händer vid felaktig inmatning?



```
try
{
    int antalDagar = int.Parse(textBox1.Text);
    double dagsPris = double.Parse(textBox2.Text);
    double totPris = antalDagar * dagsPris;
    label3.Text = string.Format("Totalt pris: {0:f2}kr", totPris);
}
catch (FormatException)
{
    MessageBox.Show("Felaktiga indata!");
}
```

Copyright 2015 - Mahmud Al Hakim www.webacademy.se

BilHyra – Version 3 ErrorProvider, sidan 336-337



```
errorProvider1.Clear();
bool ok1 = int.TryParse(textBox1.Text, out antalDagar);
if (!ok1)
    errorProvider1.SetError(textBox1, "Ange ett heltal");
```

Copyright 2015 - Mahmud Al Hakim www.webacademy.se

BilHyra – Version 4

Antal dagar? 7
Pris per dag? 250
Växlingskurs? 9.50

Rensa Beräkna

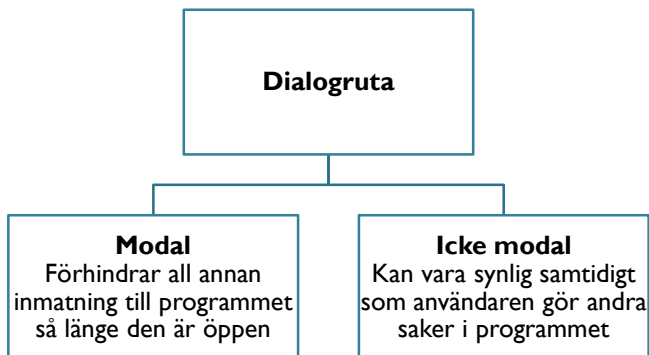
Totalt pris: 1750,00kr (184,21€)

```
private void button2_Click(object sender, EventArgs e)
{
    textBox1.Text = "";
    textBox2.Text = "";
    textBox3.Text = "";
    errorProvider1.Clear();
    errorProvider2.Clear();
    errorProvider3.Clear();
}
```

```
double totPris = antalDagar * dagsPris;
label3.Text =
    string.Format("Totalt pris: {0:f2}kr ({1:f2}\u20AC)",
        totPris , totPris/kurs);
```

Copyright 2015 - Mahmud Al Hakim www.webacademy.se

Dialogrutor



Copyright 2015 - Mahmud Al Hakim www.webacademy.se

Dialogrutor – några egenskaper

Modal	Anger om fönstret är en modal dialogruta
FormBorderStyle	Värdet FixedDialog ger fast storlek
DialogResult	resultat för dialogruta tex. OK, Yes, Cancel
AcceptButton	den knapp som klickas på när användaren trycker på ENTER
CancelButton	den knapp som klickas på när användaren trycker på ESC
ShowDialog()	visar fönstret som en modal dialogruta

Copyright 2015 - Mahmud Al Hakim www.webacademy.se

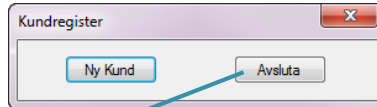
Dialogrutor med flera textboxar

The image shows two dialog boxes. The first, titled 'Kundregister', has a close button (X) in the top right corner and two buttons: 'Ny Kund' and 'Avsluta'. The second, titled 'Kunduppgifter', has two text input fields labeled 'Namn' and 'Adress', and two buttons: 'OK' and 'Avbryt'.

Copyright 2015 - Mahmud Al Hakim www.webacademy.se

Programmet Kundregister del 1

```
StreamWriter kundFil = new StreamWriter("kund.txt", true, Encoding.Default);  
KundDialog dialog = new KundDialog();
```

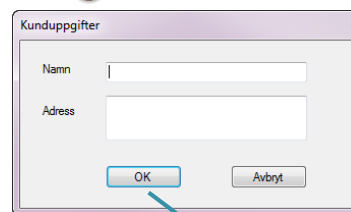


```
private void exitButton_Click(object sender, EventArgs e)  
{  
    Application.Exit();  
}  
  
private void Form1_FormClosed(object sender, FormClosedEventArgs e)  
{  
    kundFil.Close();  
}
```

Copyright 2015 - Mahmud Al Hakim www.webacademy.se

Programmet Kundregister del 2

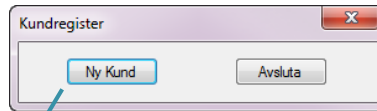
```
namespace Kundregister  
{  
    public partial class KundDialog : Form  
    {  
        public KundDialog()  
        {  
            InitializeComponent();  
        }  
  
        public string Namn  
        {  
            get { return textBox1.Text; }  
        }  
  
        public string Adress  
        {  
            get { return textBox2.Text; }  
        }  
    }  
}
```



DialogResult	OK
Dock	None
Enabled	OK
Error on errorProvider1	Cancel
Error on errorProvider2	Abort
FlatAppearance	Retry
FlatStyle	Ignore
Font	Yes
ForeColor	No

Copyright 2015 - Mahmud Al Hakim www.webacademy.se

Programmet Kundregister del 3



```
private void newButton_Click(object sender, EventArgs e)
{
    if (dialog.ShowDialog() == DialogResult.OK)
    {
        kundFil.Write(dialog.Namn);
        kundFil.Write(";");
        kundFil.WriteLine(dialog.Adress);
    }
}
```

Copyright 2015 - Mahmud Al Hakim www.webacademy.se